



## 1st International Palliative Care Conference conducted



SGRDUHS organised the 1st International Palliative Care Conference with the theme 'Aiming for Integrated Palliative Care'. Dr. Inderjit Kaur, Patron-President of Pingalwara was Chief Guest and Dr. Abhijit Dam, National President, NAPCAIM was the guest of honour. Ms. Gilly Burn, founder- director Cancer relief India, Ms. Mhoira Leng, Medical Director, Cairdeas, International Palliative Care Trust, Edinburg, Dr. Manisha Palliative Care Consultant, Oman and Dr. Maureen Leukaman Palliative Care Physician, Indonesia, were the prominent International speakers.

## 3rd National PG Meet Conducted



The Emergency Medicine Department of SGRDIMS R organized the 3rd National PostGraduate Meet. The course directors for three high-end Hands-on training workshops on Mechanical Ventilation, Hemodynamics, 2D Echo and Ultrasound were Dr. JV Divatia, Dr Al Kothekar and Dr S Gupta from reputed units of the country. Papers and Posters were presented by 114 Post Graduates. Dr PL Gautam, Critical Care Specialist from DMC, Ludhiana was the Quizmaster for a special Quiz. Team from SGRDIMS R won the Winners award of Rs 2 Lac and the Runners-up team from AIIMS, Rishikesh received Rs 1 Lac as prize money.



Dear friends,

Opportunities keep presenting themselves, but one has to be alert to recognise their presence and grab them. Only a small baby will have a spoon put in its mouth. In life, you must fend for yourself and actively fulfil your requirements.

Resources may be available but are of no use if they are not utilised. Be aware of your assets and the emerging possibilities, and remain in a position to draw the best possible benefit.

The mere presence of a good resource does not guarantee a successful outcome in a venture.

It is a point to ponder (last page).

*Dr. Daljit Singh*  
Vice Chancellor



## IRIA UTSAV RADIOLOGY SUMMIT - 2022



SGRDUHS in association with IRIA organised 2 days 'IRIA UTSAV Radiology Summit - 2022' on the theme 'Fetal Imaging and Intervention Radiology'. It was the first National Conference under IRIA UTSAV on the theme "Fetal Imaging and Intervention Radiology". Dr. Hemant Patel, Ex- President IRIA was the Chief Guest. Nearly 500 delegates participated in the conference.

## Fresher-2021



Welcome party for newcomers (batch 2021) was hosted by their immediate seniors for happy interaction between juniors and seniors to get familiarized with each other. The event was marked with an array of cultural presentations by the students.

## National Nutrition Month Celebrated



The Clinical Nutrition and Dietetics Department in collaboration with SR Government College nutrition students organized 'Food Expo' in which the students showcased self-prepared innovative healthy recipes. Free BCA chamber was inaugurated and a Symposium on 'Maternal Health and Child Care Nutrition' was organized.

### ► Clinical Snippet

#### Atypical Presentation of Multiple Myeloma



A 35-year-old female presented with breathlessness and fever for 3 days. ESR was 108 mm/hr, CRP 686.1 mg/L and serum calcium 11.20 mg/dL. She had mild renal dysfunction (S Creatinine =1.4, BUN = 27.4 mg/dL). There was reversal of Alb-Glob ratio (0.2) and presence of 'M' spike (4.60 g/dL). X-Ray dorsolumbar spine showed anterior wedging and collapse of D8 vertebral body. CECT Chest revealed large consolidations involving most of the right lung field and left lower lobe. Bone Marrow showed an increase in plasma cells. Patient was eventually diagnosed to have multiple myeloma (MM). Atypical presentation of MM in the form of chest infection (pneumonia) is uncommon. MM is rare in patients under 40 years of age (<2%).

**Dr. Raman Kumar Sharma**  
Professor of Medicine

## Workshop on Neonatal Ventilation conducted



The Department of Pediatrics, in collaboration with Satluj Neonatology forum (NNF Punjab), organized a workshop on 'Neonatal Ventilation'. Dr Gursharan Singh was the course coordinator. There were 6 scientific talks and 3 workstations on various aspects of neonatal ventilation, moderated by faculty from Sir Ganga Ram Hospital Delhi, DMC, Ludhiana and a team from Jalandhar.

## Farewell on retirement



Warm farewell was accorded to Dr Harkirat Kaur, Prof. & Head, physiology on her retirement.

## Awards and Achievements

### Department of Radiotherapy

- ★ Dr Neeraj Jain attended FARO council meeting at Hiroshima Japan and represented India.

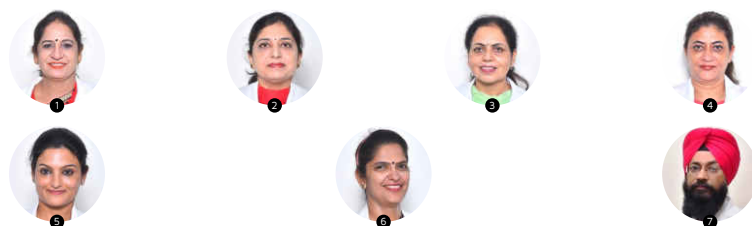
### Department of Community Medicine

- ★ Dr Manisha Nagpal was awarded 'Hall of Fame - Reviewer of the year 2022' from Web of Science Research database.

### Students' achievements

- ★ Khushman Kaur Bhullar, Mansimar Kaur and Gunjan Kaur Malhotra of Batch 2017 were a part of the Indian Delegation and represented India in the International Conference (AMSC) held in Seoul, South Korea. They are now members of the Advisory Board for 2022-23.

## Courses Completed



- 1 Dr Anupama Mahajan (Anatomy), 2 Dr Roopam Bassi (Physiology), 3 Dr Manisha Nagpal (Community Medicine), 4 Dr Anju (Biochemistry), 5 Dr Harjot Kaur (Pathology) successfully completed the Foundation Course in Palliative Medicine through (Tips - Echo) program. 6 Dr Roopam Bassi and 7 Dr Manisha Nagpal also completed FDP from Pallium, India.
- 8 Dr Punita Salwan (Anatomy) and 9 Dr Amandeep Singh (Psychiatry) completed fellowship in Palliative Care under IIDI.
- ★ Ms. Maninderjit Kaur and Ms. Kawaljeet Kaur (Nursing College) completed Virtual Capacity Building Programme organized by INC, New Delhi.



## Resource Faculty for Scientific Sessions



### Department of Radiology

- 8 Dr Amandeep Singh delivered a lecture on 'Ectopic Pregnancy: Pearls & Pitfalls' in IRIA-ICRI Fetal Radiology Session. He was also awarded & honoured by IRIA for 'A Great Teacher & Mentor' on Teachers' Day.

### Department of Dermatology

- 9 Dr Jasleen Kaur delivered talks in 3rd Cuticon and 1st HPDS Meet at Sri Nagar and Dharamshala, in 48th Cuticon and participated in panel discussion on ethics & practice management.
- 10 Dr Saurabh Sharma chaired scientific sessions in a workshop at GMC, Amritsar and in 48th Cuticon at GMC, Patiala.
- 11 Dr Guneet Kaur delivered a faculty lecture and was panelist in 10th Midterm annual National Conference at Lucknow.

### Department of Medicine

- 12 Dr Rajeev Gupta was guest speaker in 'DLBCL: Fronline Therapy, Beyond the RCHOP', advisory board member of 'ACTA Scientific Journal',

### Department of Surgery

- 13 Dr Sudershan Kapoor chaired two scientific sessions in International conference of Mastology at Jaipur.

### Department of Chest & TB

- 14 Dr Sunil Grover delivered a webcast lecture on Novel ULABA/ICA (INDAMET) in Asthma control.

### Department of Obst. & Gynae

- 15 Dr Sangeeta Pahwa was judge in Renaissance workshop, was Guest of Honor and speaker in Railway Health Checkup Camp, was chairperson in 'Care for 70 Plus' and 'Oligohydramnios', was faculty in a workshop on 'Essentials of Perinatology'

### Department of Pediatrics

- 16 Dr Gursharan Singh, 17 Dr Gurmeet Singh, 18 Dr Mandeep Singh chaired scientific sessions in North Zone Pedicon 2022 at Dehradun.

### Department of Ophthalmology

- 19 Dr Shakeen Singh chaired a scientific session, presented a paper in Surgical Retina, participated in Open House discussion at New Delhi, chaired three scientific sessions, delivered two faculty talks and demonstrated live surgery in Ophthacon-2022 at GMC, Asr.
- 20 Dr Pawan Prasher delivered a guest lecture and was convener in ACOIN Pahalgam 2022, delivered two faculty lectures in Ophthacon 2022 at GMC, Amritsar.
- 21 Dr Taranpreet Kaur presented a paper in Surgical Retina and video in Retina Surginar, delivered a guest lecture in Ophthacon -2022.


## ►►Marching forward....

### Antibody Screening of Healthy Blood Donors and Patients



Blood centre of the Institute has introduced detection / screening of irregular antibodies in the donor units as pretransfusion testing especially in cancer patients, dialysis patients and thalassemics, along with antenatal screening and in HDN. It is the only centre in the city carrying out this screening to prevent hemolytic transfusion reaction to ensure safe blood transfusion.

**Dr. AP Singh**  
Dean, SGRDUHS



### Department of Radiotherapy

- 22 Dr Neeraj Jain was elected vice presented of AROI.

### Department of Pathology

- 23 Dr Harjot Kaur was panelist and judged the poster session in National Conference of Medicine Transcon 2022 at Jammu.

### Department of Anatomy

- 24 Dr Anupama Mahajan chaired a scientific session and
- 24 Dr Monika Piplani was elected as executive member of 'NSCAS' organized by GMC, Chandigarh.

### Department of Community Medicine

- 25 Dr Priyanka Dvagan delivered a lecture and 26 Dr Harpreet Kaur, 27 Dr Amanpreet Kaur & 28 Dr Manisha Nagpal chaired scientific session during 15th annual IAPSM Punjab Chapter.

### College of Nursing

- 29 Dr Parvesh Saini was a resource person in a virtual lecture organized by Scout Voice 24+ and in a webinar organized by Nursing Teacher Association of India.
- 29 Dr Manpreet Kaur presented scientific paper in a Conference organized by University Kebangsaan, Malaysia.
- 30 Dr Gopal Singh Charan, Ms Akashreet Kaur, Ms Kiranpreet Kaur presented scientific paper in 15th IAPSMCON.



### Case Scenario

### Acute Severe Hemolysis With Methemoglobinemia

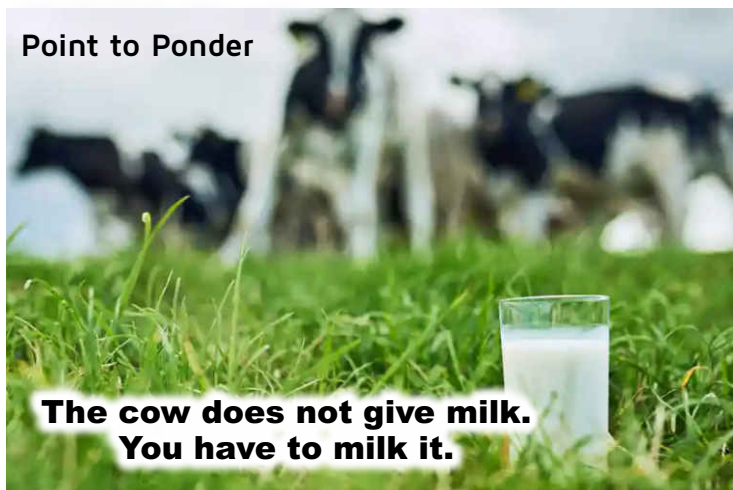


A 12 year old boy presented with sudden onset of dark coloured urine and increasing pallor for 3 days and altered sensorium. The child had tachycardia, feeble pulses, severe pallor and no hepatosplenomegaly. SpO<sub>2</sub> was 75% on high flow mask and did not improve even on 100 % FiO<sub>2</sub>, ABG showed pO<sub>2</sub> 365 mmHg and SaO<sub>2</sub> of 99.8%. Hb was 3 gm/dl, LDH 4893 U/L, total bilirubin 8.9, direct 2.3, SGOT/SGPT normal. The classical dark chocolate colour of arterial blood and disparity between SpO<sub>2</sub> and SaO<sub>2</sub> (known as saturation gap) evoked suspicion of methemoglobinemia. Urine was negative for RBCs and positive for free haemoglobin. G6PD deficiency was ruled out. 5 ml methylene blue 1% was given over 15 mins (0.12ml/kg) with 3 doses. Saturation gradually improved to 95% and clinical parameters improved rapidly. The child revealed that he had consumed samosa with lots of 'red chutney' a day prior. The colouring agent had possibly caused acute haemolysis and methemoglobinemia.

ACID/BASE	37.0 °C
pH	7.4741
pCO <sub>2</sub>	23.04 mmHg
pO <sub>2</sub>	365.21 mmHg
HCO <sub>3</sub> <sup>-</sup> act	16.5 mmol/L
HCO <sub>3</sub> <sup>-</sup> std	20.6 mmol/L
SE(B)	-4.0 mmol/L
SE(ect)	-7.1 mmol/L
ctCO <sub>2</sub>	17.2 mmol/L
OXYGEN STATUS	37.0 °C
O <sub>2</sub> SAT(est)	99.8 %



### Point to Ponder



**The cow does not give milk.  
You have to milk it.**

Q1 - What is the difference between SpO<sub>2</sub> and SaO<sub>2</sub>?

- SpO<sub>2</sub> is the percentage of oxygenated haemoglobin determined by pulse oximeter in capillary blood (based on Beer-lambert law). SaO<sub>2</sub> is percentage of oxygenated haemoglobin in arterial blood (determined by blood gas machine). It is further of two types - 'measured SaO<sub>2</sub>' and 'calculated SaO<sub>2</sub>'. Oxyhemoglobin saturation directly measured via spectrophotometric principles (shining light through sample) by a device called a CO-Oximeter from blood gas is measured as SaO<sub>2</sub>. Oxyhemoglobin saturation calculated or estimated using variables PaO<sub>2</sub>, PaCO<sub>2</sub>, pH and patient temperature is calculated SaO<sub>2</sub>.

Q2 - What is Methemoglobinemia?

- Methemoglobinemia is a condition with life threatening potential in which diminution of the oxygen carrying capacity of circulating haemoglobin occurs due to the conversion of some or all of the four iron species from the reduced (Fe<sup>2+</sup>) state to the oxidized ferric (Fe<sup>3+</sup>) state.

Q3 - What are the causes?

- Congenital - Due to deficiency of enzyme cytochrome b5 reductase.
- Acquired - drugs: oral/iv nitro-glycerine, local anaesthetics (topical benzocaine, prilocaine), overdose of dapsone or phenazopyridine, naphthalene inhalation.
- Toxic exposures - nitrates in well water, aniline dyes etc.

Q4 - How is the diagnosis of Methemoglobinemia made?

- Clue to the diagnosis of methemoglobinemia is the presence of a 'saturation gap'. This occurs when there is a difference between the oxygen saturation measured on pulse oximetry and the oxygen saturation in arterial blood by blood gas analyser. The diagnosis is confirmed by arterial blood gas with CO-oximetry, which will determine the methaemoglobin percentage.

Q5 - What is the treatment?

- It is treated with antidotal therapy of methylene blue 1% (0.1-0.2 mL/kg) IV very slowly over several minutes. May repeat in 1 hour if needed. Other treatment options are: -
  - High dose ascorbic acid (vitamin c)
  - Exchange transfusion
  - Hyperbaric oxygen therapy

Q4 - What are the clinical features?

- In mild cases (MetHb < 10% with no anemia) patients may be asymptomatic with mild cyanosis. As MetHb levels further rise or patient is anemic, there may be breathlessness, tachypnea, tachycardia, headache, altered sensorium and seizures.

### Executive Team - SGRD

*Synapse*  
 Dr. Daljit Singh (Chairperson),  
 Dr. Anupama Mahajan (Vice Principal) Convener,  
 Dr. Deepinder Kaur (Physiology), Dr. Punita Salwan (Anatomy),  
 Dr. Amandeep Singh (Radiology), Dr. Jaskaran Singh (ENT),  
 Dr. Pooja Verma (Community Medicine)

### HELP LINES

EPABX: 0183-2870200, 0183-2870400  
 EMERGENCY: 01832870281  
 AMBULANCE: 0183-2870368  
 FAX: 0183-2870205, 2870344  
 E-MAIL: info@sgrduhs.in  
 WEBSITE: sgrduhs.in



# 1<sup>st</sup> International Conference NAPCAIM 2022



- a Inauguration of 1st International Palliative Care Conference.
- b Workshop by Nursing College.
- c Role play by Dr. Manisha, Dr. Monika, Dr. Pooja
- d Candidates receiving degrees who completed fellowship in Palliative Care under IIDI
- e Felicitations of the Chairpersons.
- f Faculty as Chairperson in poster presentation.

## IRIA UTSAV RADIOLOGY SUMMIT 2022



- a Inauguration of the conference.
- b & c Felicitations of the Chairpersons.
- d & e Workshops on USG Guided In-Plane and Out-Plane Intervention, Venaseal, PICC Insertion, Fetal Echo Protocols and Targeted Anomaly Scans for training of the next generation of Radiologists.

# Welcome

ALL DELEGATES

Amritsar the City of Punjab  
on the Occasion of  
3<sup>rd</sup> National Post Graduate Meet 2022



## PG MEET 2022



- a Inauguration of the PG Meet.
- b & c Felicitation of the Chairpersons.
- d Dr PL Gautam (Critical Care Specialist from DMC, Ludhiana) conducting the Quiz.
- e Post Graduates presenting the Papers and Posters.
- f to p Faculty with winners and runnerup team.